

**National Center for Missing & Exploited Children®**

**2006 AMBER-ALERT REPORT**

Analysis of AMBER-Alert Cases in 2006



## INTRODUCTION

In 1996 Amber Hagerman, a 9-year-old girl, was abducted and murdered while riding her bicycle in Arlington, Texas. The community, shocked by this tragedy, contacted radio stations in the Dallas area and suggested they broadcast special “alerts” over the airwaves so they could help prevent such incidents in the future. One individual, Diana Simone, suggested a program be implemented allowing the use of the Emergency Alert System (EAS) to notify the public when a child has been abducted. If the community were aware then they too could assist in the search. Ms. Simone’s only request was that this program be dedicated to the memory of Amber.

The next year local law enforcement and broadcasters created a program known as AMBER Alerts in Amber Hagerman’s honor. This program, also known as America’s Missing: Broadcast Emergency Response Plan, is a program in which broadcasters and transportation authorities immediately distribute information about recent child abductions to the public, enabling the entire community to assist in the search for and safe recovery of the child. What began as a local effort in Dallas, Texas, has grown into a seamless system of such programs across the country. Each year these Alerts save the lives of abducted children.

This program is a voluntary partnership between law-enforcement agencies, broadcasters, and transportation agencies to activate an urgent bulletin in the most serious child-abduction cases. Broadcasters use EAS to air a description of the abducted child and suspected abductor. This is the same concept used during severe weather emergencies. The goal of an AMBER Alert is to instantly galvanize the entire community to assist in the search for and safe recovery of the child.

Once law enforcement has been notified about an abducted child, they must first determine if the case meets their program’s AMBER Alert criteria of

- There is reasonable belief by law enforcement an abduction has occurred
- The abduction is of a child age 17 or younger
- The law-enforcement agency believes the child is in imminent danger of serious bodily injury or death
- There is enough descriptive information about the victim and abduction for law enforcement to issue an AMBER Alert to assist in the recovery of the child
- The child’s name and other critical data elements, including the Child Abduction flag, have been entered into the National Crime Information Center (NCIC) database

On April 30, 2003, President George W. Bush signed the Prosecutorial Remedies and Other Tools to end the Exploitation of Children Today (PROTECT) Act of 2003 (Pub. L. No. 108-21) into law. Building on the steps already taken by the Bush Administration to support AMBER Alerts, this Act codified the national coordination of state and local programs, including the development of guidance for issuance and dissemination of AMBER Alerts and the appointment of a national AMBER Alert Coordinator.

## **DEFINITIONS**

This report presents information about cases in which AMBER Alerts were activated in 2006 and intaked by the National Center for Missing & Exploited Children (NCMEC). These cases may involve one or more children and be issued for multiple states.

When an AMBER Alert is issued the case is categorized as 1 of 4 types of Family Abduction (FA); Nonfamily Abduction (NFA); Lost, Injured, or Otherwise Missing (LIM), or Endangered Runaway (ERU). An FA involves an abductor who is a family member of the abducted child such as a parent, aunt, grandfather, or stepfather. An NFA involves an abductor unrelated to the abducted child – either someone unknown to the child and/or the child’s family or an acquaintance/friend of the child and/or the child’s family. A LIM involves a case where the circumstances of the child’s disappearance are unknown. In an ERU case the missing child is believed to have run away and is in imminent danger.

This report analyzes cases according to the case type for which the AMBER Alert was issued, not case type at the time of recovery. Based on new information at recovery, law enforcement may determine a case should be re-categorized, for example from an NFA to an ERU. In some instances law enforcement may come to the conclusion a case was a hoax or unfounded. A hoax is a case where an individual falsely reports a child missing, with the intent of misleading law enforcement. An unfounded case occurs when a child is reported missing, but the investigation determines a child was never missing.

Copyright © 2007 National Center for Missing & Exploited Children. All rights reserved.

This project was supported by Grant No. 2007-MC-CX-K001 awarded by the Office of Juvenile Justice and Delinquency Prevention, Office of Justice Programs, U.S. Department of Justice. Points of view or opinions in this document are those of the author and do not necessarily represent the official position or policies of the U.S. Department of Justice. National Center for Missing & Exploited Children® is a registered service mark of the National Center for Missing & Exploited Children.

## TABLE OF CONTENTS

<b>Summary of AMBER-Alert Cases...</b>	<b>7</b>
<b>AMBER Alerts by Range...</b>	<b>7</b>
<b>AMBER Alerts by State...</b>	<b>7</b>
<b>Multistate AMBER Alerts...</b>	<b>8</b>
<b>Number of Cases at Intake by Month...</b>	<b>9</b>
<b>Months of AMBER Alerts Issued by Case Type...</b>	<b>10</b>
<b>Cases at Intake by Child...</b>	<b>11</b>
<b>Hoaxes and Unfounded Cases...</b>	<b>12</b>
<b>Secondary Distribution of AMBER Alerts...</b>	<b>13</b>
<b>Number and Characteristics of Children Reported Missing...</b>	<b>15</b>
<b>Number and Characteristics of Abductors...</b>	<b>18</b>
<b>Abductor Relationship to Child...</b>	<b>18</b>
<b>Time Between Missing and Activation...</b>	<b>19</b>
<b>Days Between Missing and Recovery...</b>	<b>20</b>
<b>Days Between Activation and Recovery...</b>	<b>21</b>
<b>Recovery and Travel Distances...</b>	<b>22</b>
<b>Missing Locations...</b>	<b>24</b>
<b>Recovery Locations...</b>	<b>25</b>
<b>International Abductions...</b>	<b>26</b>
<b>Motives for Abductions...</b>	<b>26</b>
<b>Success Stories...</b>	<b>26</b>
<b>Children Recovered Deceased...</b>	<b>28</b>
<b>Active Cases...</b>	<b>29</b>
<b>Team Adam Consultant Deployment...</b>	<b>30</b>

**FBI Involvement in Cases...30**

**National Crime Information Center...31**

**Comparison Between 2005 and 2006 AMBER Alerts...35**

**Map of AMBER Alerts by Case Type...40**

# 2006 AMBER-ALERT REPORT

## SUMMARY OF AMBER-ALERT CASES

Between January 1, 2006, and December 31, 2006, 261 AMBER-Alert cases were issued in the United States involving 316 children.

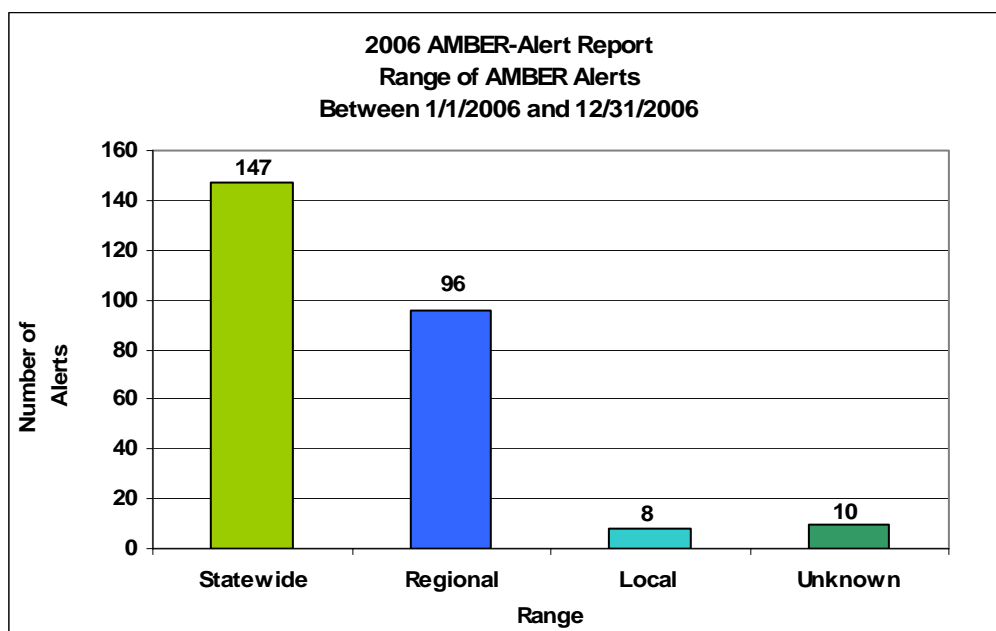
At the time the AMBER-Alert cases were intaked there were 113 FAs, 115 NFAs, 31 LIMs, and 2 ERUs. Ten (10) cases were later determined to be hoaxes, and 27 cases were later determined to be unfounded.

Of the 261 AMBER Alerts issued between January 1, 2006, and December 31, 2006, 214 cases resulted in a recovery, 53 of which were successfully resolved as a direct result of those respective AMBER Alerts being issued. Nine (9) children were recovered deceased, and, as of April 21, 2007, 10 cases still remain active with 11 children still missing.

## AMBER ALERTS BY RANGE

In 2006, 56% (n=147) of AMBER Alerts were issued statewide, 37% (n=96) of AMBER Alerts were issued regionally, and 3% (n=8) of AMBER Alerts were issued locally. No data about the range for 4% (n=10) of AMBER Alerts was available.

Figure 1



## AMBER ALERTS BY STATE

Between January 1, 2006, and December 31, 2006, 261 AMBER Alerts were issued in 39 states. Michigan issued the most AMBER Alerts with 11.5% (n=30), followed by Texas with 10.0% (n=26). Florida, Georgia, and Ohio each issued 6.9% of AMBER Alerts (n=18).

**Table 1**  
**2006 AMBER-Alert Report**  
**Number and Percent of AMBER-Alert Cases by State**  
**Between 1/1/2006 and 12/31/2006**

State	Number of Alerts	Percent
Michigan	30	11.5%
Texas	26	10.0%
Florida, Georgia, and Ohio	18 each	6.9% each
California and Tennessee	14 each	5.4% each
Arizona	13	5.0%
Missouri	12	4.6%
Illinois	11	4.2%
Pennsylvania	9	3.5%
North Carolina	8	3.1%
Washington	7	2.7%
Colorado, Indiana, and South Carolina	6 each	2.3% each
Wisconsin	4	1.5%
Arkansas, Minnesota, New York, Oklahoma, Utah, and Virginia	3 each	1.1% each
Alabama, Connecticut, Kansas, Kentucky, Maryland, New Jersey, and West Virginia	2 each	0.8% each
Iowa, Louisiana, Mississippi, Montana, Nevada, New Hampshire, North Dakota, Oregon, and South Dakota	1 each	0.4% each
Alaska, Delaware, District of Columbia, Hawaii, Idaho, Maine, Massachusetts, Nebraska, New Mexico, Puerto Rico, Rhode Island, U.S. Virgin Islands, Vermont, and Wyoming	0 each	0% each
<b>Total</b>	<b>261</b>	<b>~100.0%</b>

**MULTISTATE AMBER ALERTS**

When an AMBER Alert is issued an abductor may take the child outside the jurisdiction of the issuing law-enforcement authority. In some cases the state where the AMBER Alert originated may request an AMBER Alert be extended into another state. In 2006, 11 AMBER Alerts were extended beyond the limits of the state where the AMBER Alert first originated. Eight (8) Alerts were extended to 1 state, and 3 Alerts were extended to 2 states each.



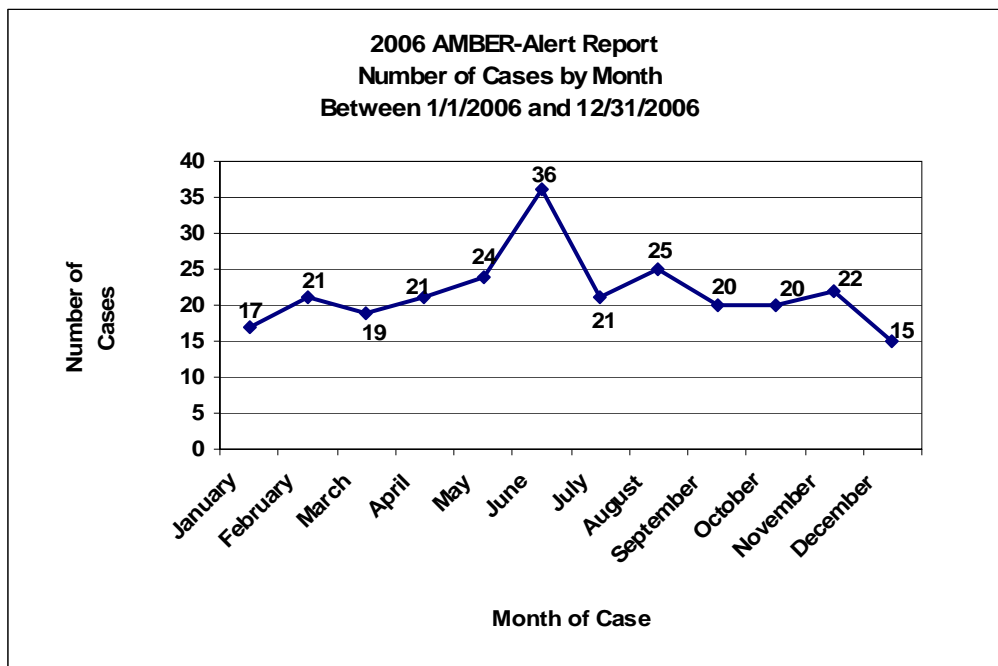
**Table 2**  
**2006 AMBER-Alert Report**  
**List of Multistate AMBER Alerts Issued**  
**Between 1/1/2006 and 12/31/2006**

<b>Originating State</b>	<b>Extending State</b>
Florida	Georgia
Georgia	North Carolina and South Carolina
Indiana	Missouri
Kentucky	Indiana and Illinois
Michigan	Illinois
Missouri	Illinois and Wisconsin
North Carolina	South Carolina
South Carolina	Georgia
Tennessee	Georgia
Virginia	Maryland
Washington	Oregon

**NUMBER OF CASES AT INTAKE BY MONTH**

In 2006 the number of AMBER Alerts issued ranged from a low of 15 Alerts in December to a high of 36 Alerts in June. The remaining months in 2006 varied between 17 Alerts and 25 Alerts.

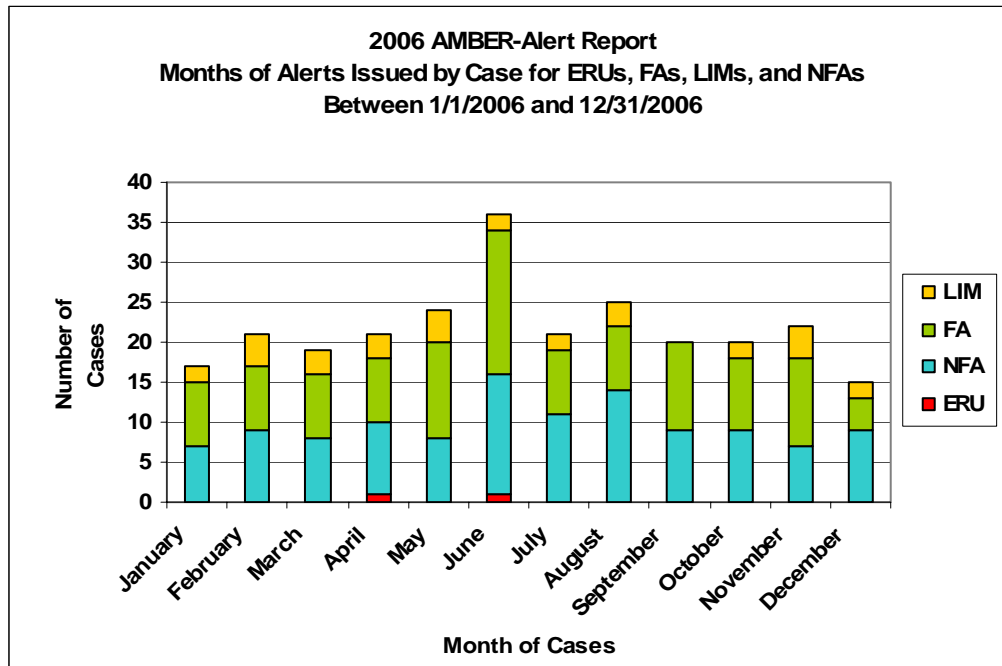
**Figure 2**



**MONTHS OF AMBER ALERTS ISSUED BY CASE TYPE**

Between January 1, 2006, and December 31, 2006, AMBER Alerts were issued the most frequently in June for both FAs (n=18) and NFAs (n=15). AMBER Alerts were issued for ERUs in the months of April and June only with 1 Alert per month. Alerts for LIMs were issued during every month of the year except in September.

**Figure 3**



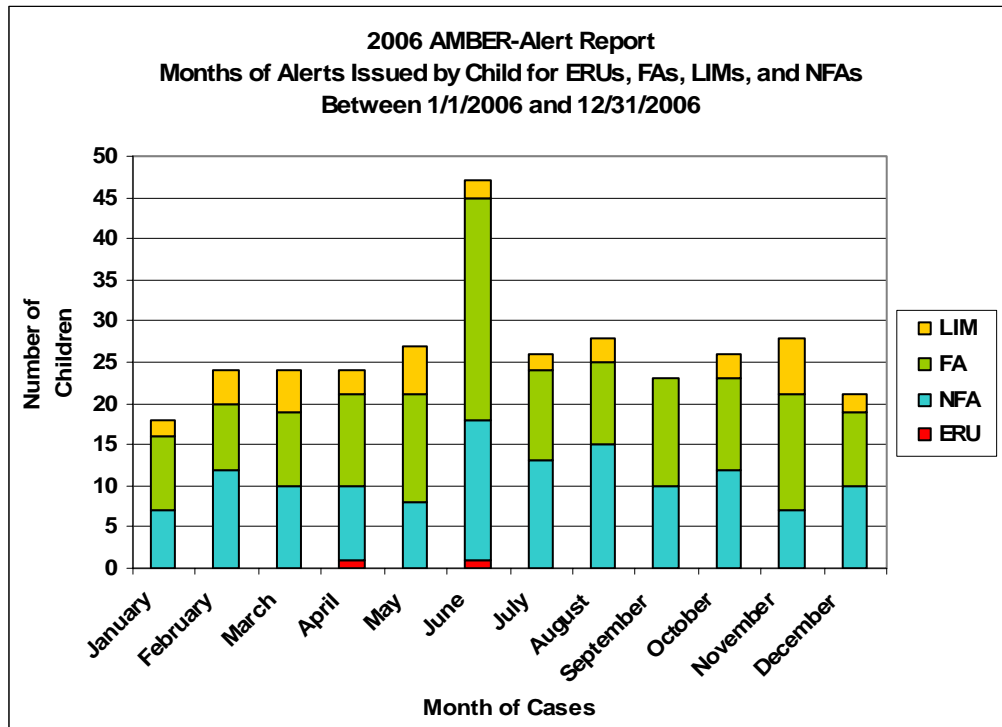
**Table 3**  
**2006 AMBER-Alert Report**  
**Months of Alerts by Case Type at Intake**  
**Between 1/1/2006 and 12/31/2006**

	ERU	NFA	FA	LIM	Total
January	0	7	8	2	17
February	0	9	8	4	21
March	0	8	8	3	19
April	1	9	8	3	21
May	0	8	12	4	24
June	1	15	18	2	36
July	0	11	8	2	21
August	0	14	8	3	25
September	0	9	11	0	20
October	0	9	9	2	20
November	0	7	11	4	22
December	0	9	4	2	15
<b>Total</b>	<b>2</b>	<b>115</b>	<b>113</b>	<b>31</b>	<b>261</b>

**CASES AT INTAKE BY CHILD**

In 2006, 316 children were involved in 261 AMBER-Alert cases. Forty-six percent (46%, n=145) of children were intaked as FAs, followed by 41% (n=130) of children intaked as NFAs. Twelve percent (12%, n=39) were intaked as LIMs, and 1% (n=2) were intaked as ERUs.

**Figure 4**



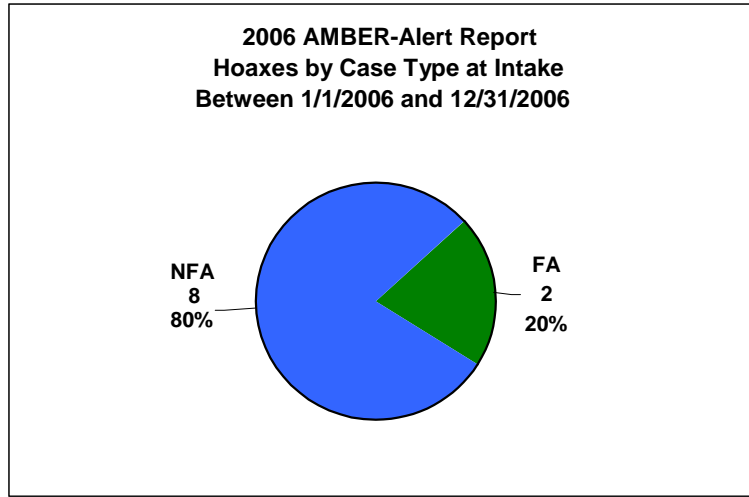
**Table 4**  
**2006 AMBER-Alert Report**  
**Months of Alerts by Child**  
**Between 1/1/2006 and 12/31/2006**

	ERU	NFA	FA	LIM	Total
January	0	7	9	2	18
February	0	12	8	4	24
March	0	10	9	5	24
April	1	9	11	3	24
May	0	8	13	6	27
June	1	17	27	2	47
July	0	13	11	2	26
August	0	15	10	3	28
September	0	10	13	0	23
October	0	12	11	3	26
November	0	7	14	7	28
December	0	10	9	2	21
<b>Total</b>	<b>2</b>	<b>130</b>	<b>145</b>	<b>39</b>	<b>316</b>

## HOAXES AND UNFOUNDED CASES

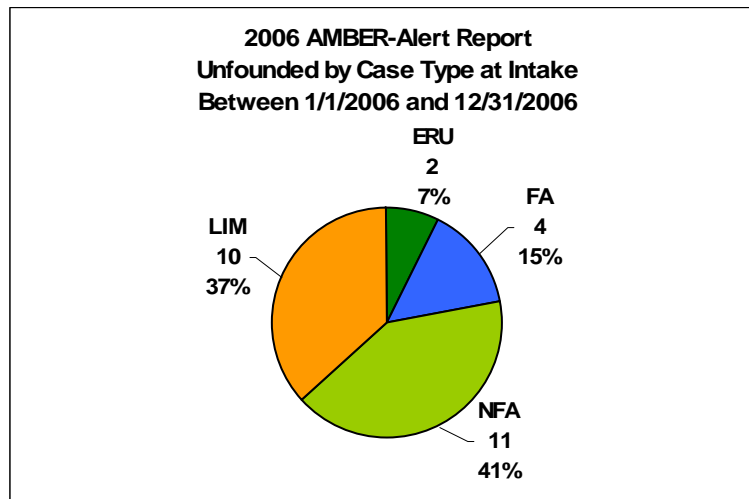
Between January 1, 2006, and December 31, 2006, 10 AMBER Alerts were determined to be hoaxes, representing 4% of the total number of AMBER Alerts issued in 2006. The AMBER-Alert cases determined to be hoaxes were originally intaked as FAs at 20% (n=2) and NFAs at 80% (n=8). In 1 case a boy involved in a hoax was murdered by his mother and his mother's boyfriend.

Figure 5



In 2006, 27 AMBER Alerts were determined to be unfounded, which represents 10% of the total number of AMBER Alerts issued. The unfounded cases were originally intaked as ERUs at 7% (n=2), FAs at 15% (n=4), NFAs at 41% (n=11), and LIMs at 37% (n=10). In 4 cases an individual reported a child abduction, but the investigation determined an abduction did not occur.

Figure 6



## **SECONDARY DISTRIBUTION OF AMBER ALERTS**

The AMBER Alert Secondary Distribution system is comprised of wireless carriers, content providers, and major retailers who distribute these AMBER Alerts to a geographically targeted audience at the request of activating law-enforcement agencies. These Alerts assist in notifying the public about recently reported child abductions with information to help in the search for the abducted child, suspected abductor, and/or suspected vehicle.

In 2006, 190 AMBER-Alert cases were secondarily distributed whereas 71 cases were not secondarily distributed. Fifty-five (55) cases were not distributed because the AMBER Alert was cancelled before secondary distribution was possible. Twelve (12) cases were not secondarily distributed because the AMBER Alert Coordinator denied permission for dissemination. In 3 cases it is unknown why the AMBER Alert was not distributed, and in 1 case the AMBER Alert did not meet criteria for secondary distribution.

**Figure 7**

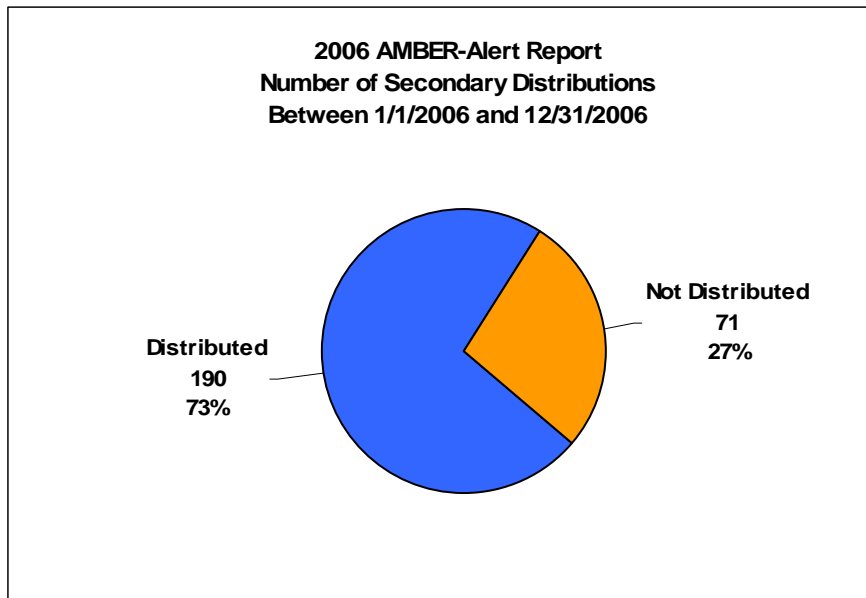
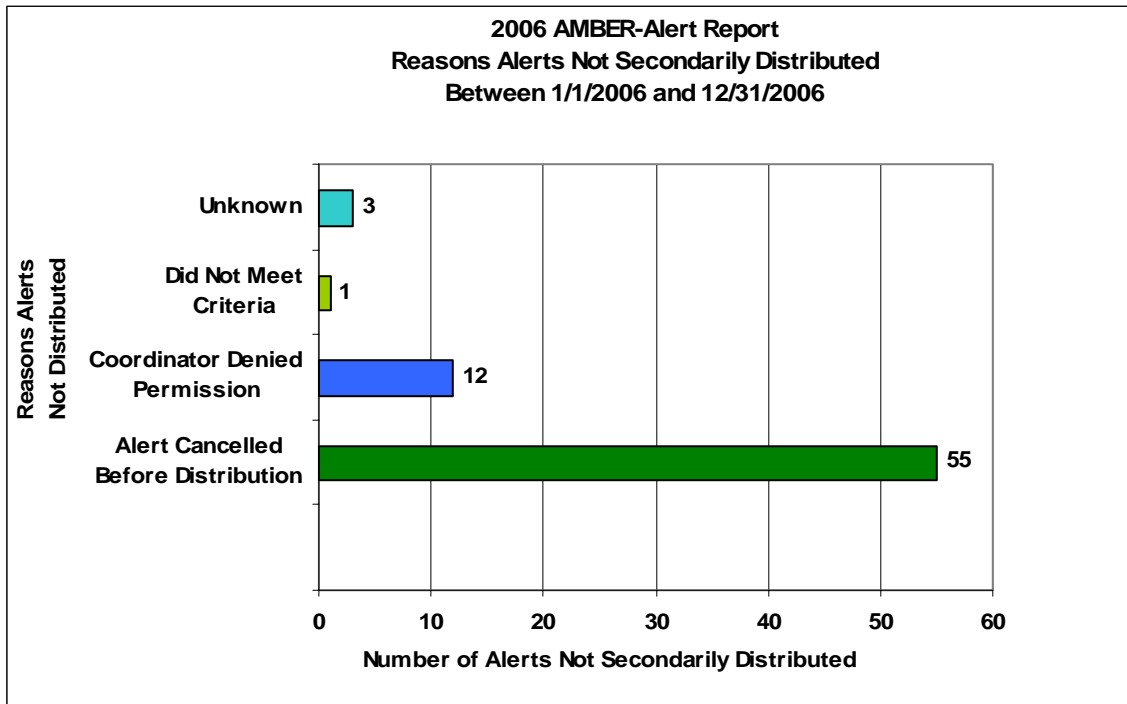
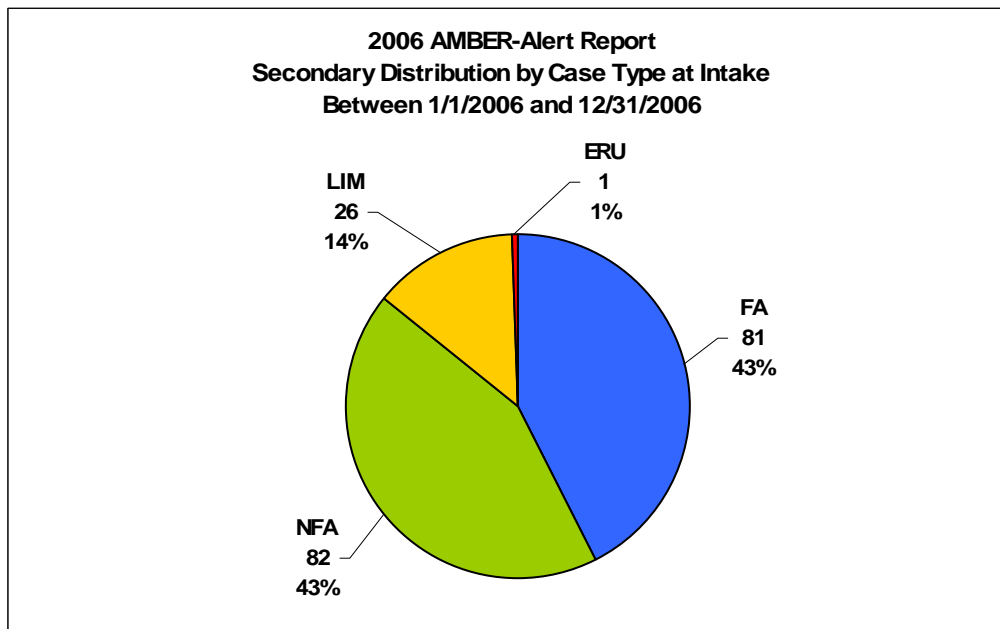


Figure 8



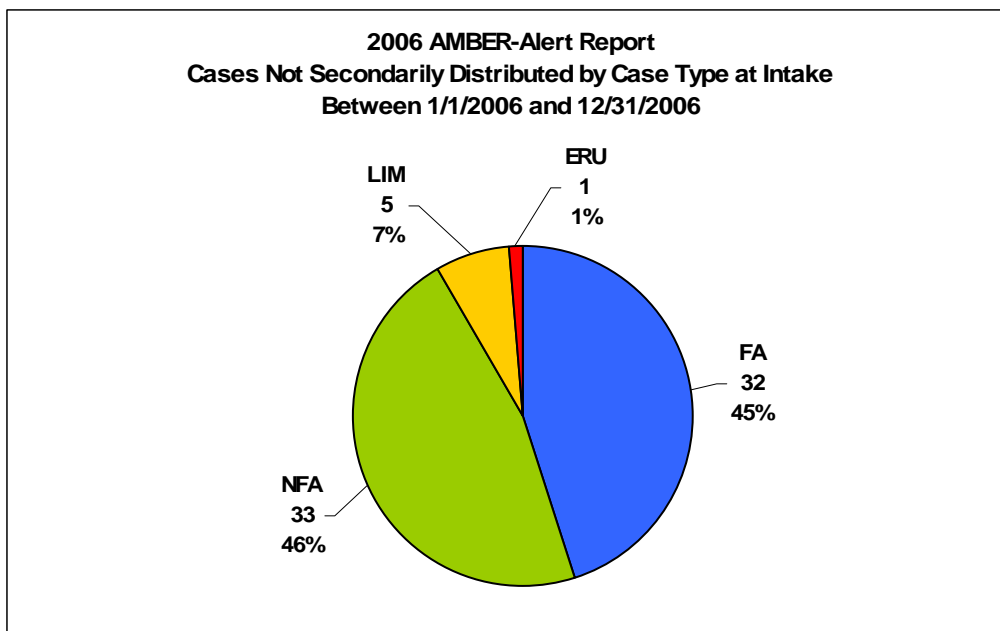
AMBER Alert Secondary Distribution was issued for 82 NFAs, 81 FAs, 26 LIMs, and 1 ERU. Six (6) NFAs and 1 FA were subsequently identified as hoaxes. Eight (8) LIMs, 7 NFAs, 3 FAs, and 1 ERU were later determined to be unfounded.

Figure 9



For the AMBER-Alert cases where AMBER Alert Secondary Distribution was not issued, 33 cases were NFAs, 32 cases were FAs, 5 cases were LIMs, and 1 case was an ERU. Eight (8) cases were later identified as unfounded consisting of 1 ERU, 1 FA, 2 LIMs, and 4 NFAs. Three (3) cases were later determined to be hoaxes consisting of 2 NFAs and 1 FA.

**Figure 10**



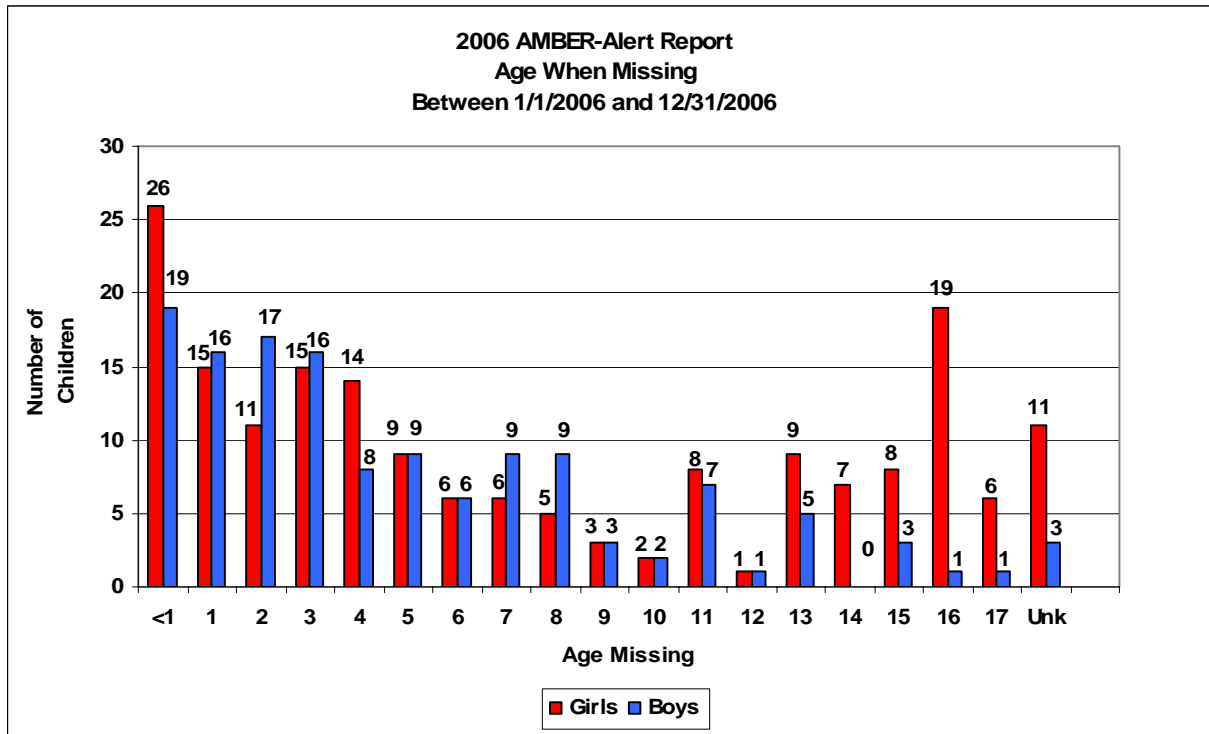
**NUMBER AND CHARACTERISTICS OF CHILDREN REPORTED MISSING**

Between January 1, 2006, and December 31, 2006, girls represented 57% (n=181) of children involved in AMBER Alerts and boys comprised 43% (n=135). There was no age information for 4% of children (n=14). Children of all ages were involved in AMBER-Alert cases issued in 2006. Boys and girls who were 5 years old and younger represented 58% (n=175) of the children who were reported missing with known ages.

Girls younger than 1 (n=26) and 16 years old (n=19) were most frequently involved in AMBER Alerts. Among the girls younger than 1, 3 girls were involved in cases later determined to be hoaxes and 1 girl was involved in a case later determined to be unfounded. Four (4) 16-year-old girls were involved in cases subsequently classified as unfounded, and 2, 16-year-old girls were involved in cases subsequently classified as hoaxes. One (1) case involving a 16-year-old girl remains active. In addition 4 cases of girls age 3 and younger remain active.

Boys were subjects of AMBER Alerts most frequently for ages 3 and younger, which represents 52% (n=68) of all the boys with known ages for whom AMBER Alerts were issued in 2006. One (1) boy was involved in a case later determined to be a hoax, and no boys were involved in cases determined to be unfounded. Six (6) cases involving 6 boys ages 3 and younger still remain active.

Figure 11



Age information was available for 12 of the 13 children involved in hoaxes and 25 of the 30 children involved in unfounded cases. Girls represented 72% (n=18) of all children with known ages involved in unfounded cases, and boys represented 28% (n=7) of all children with known ages involved in unfounded cases. The highest number of unfounded cases occurred with girls age 16 (n=4) followed equally by girls 4, 11, 15, and 17 years of age (n=2 each). Girls represented 58% (n=7) of all children with known ages involved in hoaxes, and boys represented 42% (n=5) of all children with known ages involved in hoaxes.

**Table 5  
2006 AMBER-Alert Report  
Number of Children Involved in Cases Later Determined to Be Hoaxes or Unfounded  
Between 1/1/2006 and 12/31/2006**

Age	Hoax		Unfounded	
	Girl	Boy	Girl	Boy
<1	3	0	1	0
1	0	0	0	0
2	0	0	1	0
3	0	1	0	0
4	1	0	2	0
5	0	1	0	0
6	0	0	1	1
7	0	0	0	1
8	0	0	0	1



9	0	1	0	0
10	0	0	0	0
11	0	2	2	0
12	0	0	1	0
13	0	0	1	1
14	0	0	1	0
15	1	0	2	1
16	2	0	4	1
17	0	0	2	1
<b>Total</b>	<b>7</b>	<b>5</b>	<b>18</b>	<b>7</b>

Between January 1, 2006, and December 31, 2006, 47% (n=148) of children involved in AMBER Alerts were White, 29% (n=93) were Black, 19% (n=60) were Hispanic, 2% (n=7) were Biracial, 1% (n=3) were Asian, and American Indian children represented less than 1% (n=1). AMBER Alerts were issued for 47% of White children and minority children represented approximately 52%.

Figure 12

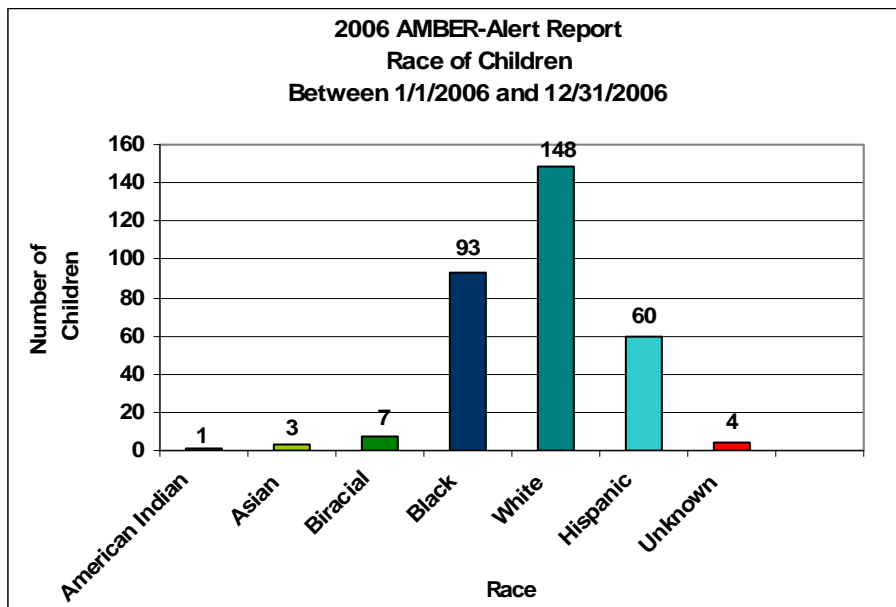
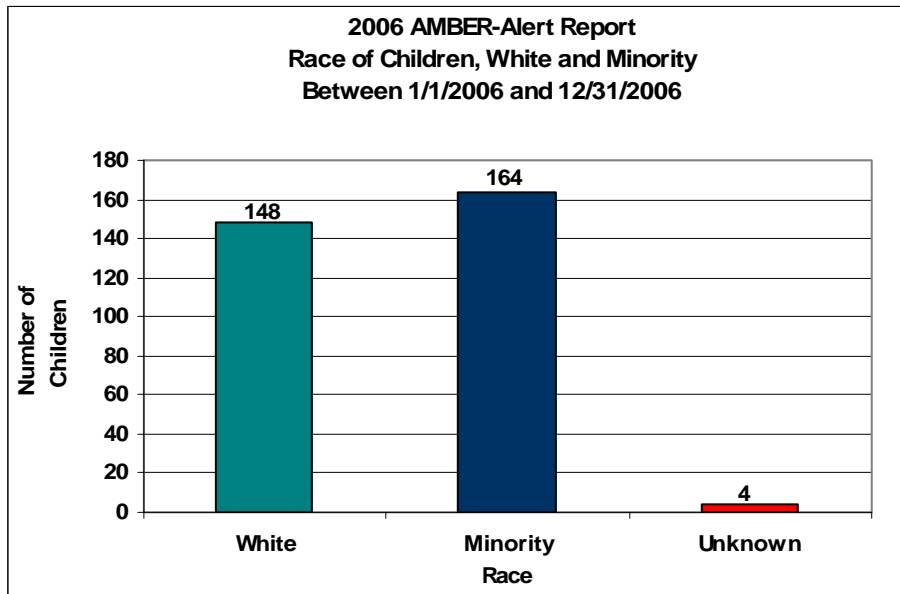


Figure 13



### **NUMBER AND CHARACTERISTICS OF ABDUCTORS**

Two hundred fifty-seven (257) abductors were documented as being involved in AMBER-Alert cases in 2006.

The majority of abductors were male at 66% (n=169), and 32% (n=83) of abductors were female. The sex of 2% (n=5) of abductors is unknown.

Thirty-four percent (34%, n=88) of abductors were White, 27% (n=69) of abductors were Black, 20% (n=52) of abductors were Hispanic, 2% (n=4) were Asians, less than 1% (n=1) were Biracial, and the race for 17% (n=43) was unknown.

### **ABDUCTOR RELATIONSHIP TO CHILD**

Of the 261 AMBER Alerts issued involving 316 children a total of 171 abductors had known relationships with the children at the time of activation and 6 relationships were subsequently determined. An AMBER-Alert case may have multiple abductors involved; therefore, the number of abductors involved in a type of case may exceed the number of cases.

Of the 2 ERU cases involving 2 children neither case noted relationships between abductor(s) and the child because both cases were later determined to be unfounded.

Of the 31 LIM cases involving 39 children no relationships were documented when the children were reported missing. After the activation of the Alert, it was determined that 6 abductors had relationships with the children consisting of 1 ex-boyfriend, 1 father, 1 grandfather, 2 mothers, and 1 neighbor. One (1) girl taken by her neighbor was murdered by the neighbor.

Of the 113 FA cases involving 145 children, it was possible to determine at the time of activations that 126 abductors had relationships with children consisting of 1 aunt, 1 cousin, 65 fathers, 2 father's girlfriends, 1 friend/classmate, 3 grandfathers, 7 grandmothers, 1 half sister, 34

mothers, 3 mother's boyfriends, 3 stepfathers, 1 stepmother, and 4 uncles. One (1) child taken by his father was murdered by him.

Of the 115 NFA cases involving 130 children, it was possible to determine at the time of activation that 45 abductors had relationships with the children consisting of 5 babysitters, 2 boyfriends, 5 ex-boyfriends, 2 father's girlfriends, 1 friend/classmate, 11 friends of the family, 5 mothers, 11 mother's boyfriends, 1 mother's girlfriend, and 2 stepfathers.

**Table 6**  
**2006 AMBER-Alert Report**  
**Abductor Relationship to Child**  
**Between 1/1/2006 and 12/31/2006**

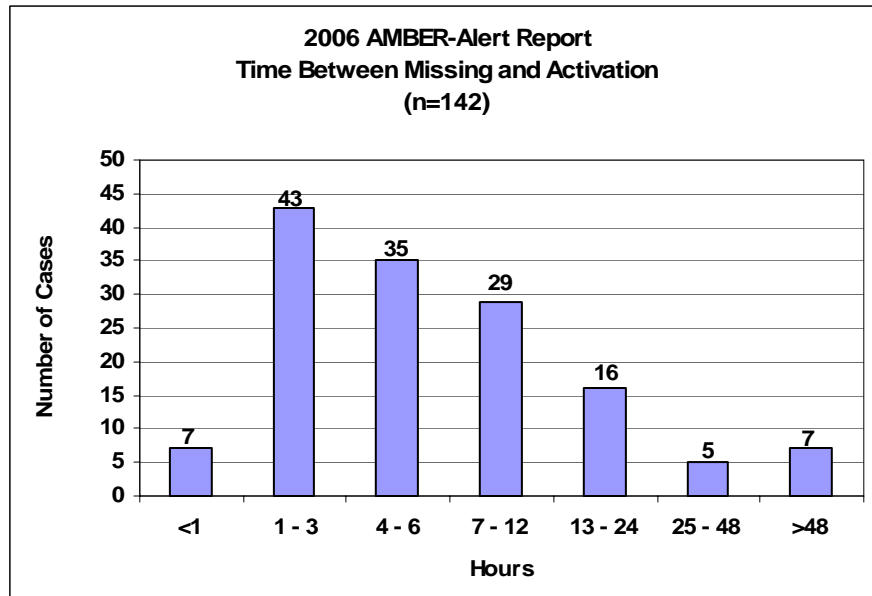
Abductor Relationship to Child	ERU	LIM	FA	NFA	Total	Total (%)
Aunt	0	0	1	0	1	0.6%
Babysitter	0	0	0	5	5	2.8%
Boyfriend	0	0	0	2	2	1.1%
Cousin	0	0	1	0	1	0.6%
Ex-Boyfriend	0	1	0	5	6	3.4%
Father	0	1	65	0	66	37.3%
Father's Girlfriend	0	0	2	2	4	2.3%
Friend/Classmate	0	0	1	1	2	1.1%
Friend of Family	0	0	0	11	11	6.2%
Grandfather	0	1	3	0	4	2.3%
Grandmother	0	0	7	0	7	4.0%
Half Sister	0	0	1	0	1	0.6%
Mother	0	2	34	5	41	23.2%
Mother's Boyfriend	0	0	3	11	14	7.9%
Mother's Girlfriend	0	0	0	1	1	0.6%
Neighbor	0	1	0	0	1	0.6%
Stepfather	0	0	3	2	5	2.8%
Stepmother	0	0	1	0	1	0.6%
Uncle	0	0	4	0	4	2.3%
<b>Total</b>	<b>0</b>	<b>6</b>	<b>126</b>	<b>45</b>	<b>177</b>	<b>~100.0%</b>

### **TIME BETWEEN MISSING AND ACTIVATION**

Information about the time between when the child was reported missing and the AMBER Alert's activation was available in 142 cases. Hoaxes and unfounded cases were excluded in the statistics because a child was determined not to be missing in those AMBER-Alert cases.

Fifty (50) AMBER Alerts were issued within 3 hours from when the child was reported missing, with 49 cases resolved and 1 case active. Thirty-five (35) cases were activated within 4 to 6 hours from when the child was reported missing, and 29 cases were issued within 7 to 12 hours.

Figure 14

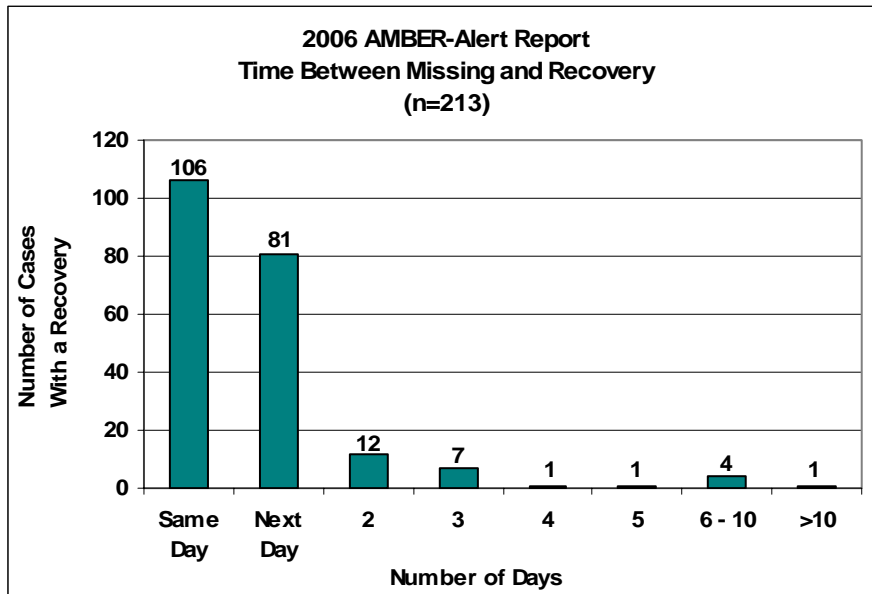


### DAYS BETWEEN MISSING AND RECOVERY

Information about the days between missing and recovery, was available in 213 AMBER-Alert cases. This excludes hoaxes and unfounded cases.

One hundred six cases (106) had a recovery the same day the child was reported missing, and 81 cases had recoveries the following day, which totals 72% of all AMBER Alerts issued in 2006.

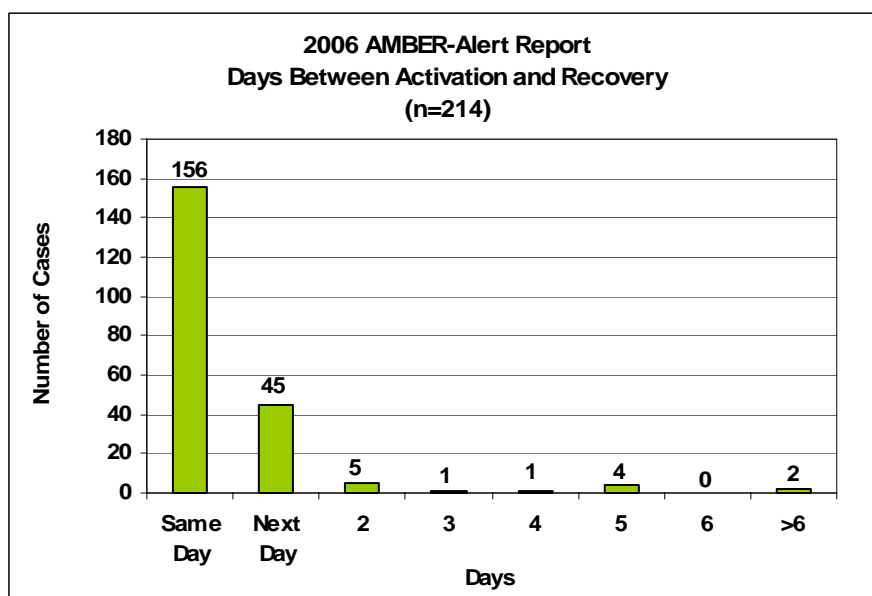
Figure 15



**DAYS BETWEEN ACTIVATION AND RECOVERY**

In 2006, 73% of recoveries (n=156) occurred the same day the AMBER Alert was issued and 21% of recoveries (n=45) happened the day after the AMBER Alert was issued. Same day recoveries occurred within 24 hours; next day recoveries may also have occurred within 24 hours of activation, depending on the time the AMBER Alert was activated. Information about the days between activation and recovery was available in 214 cases and excludes hoaxes, unfounded cases, and active cases.

Figure 16



**Table 7**  
**2006 AMBER-Alert Report**  
**Number of Cases and Children Recovered Within 72 Hours**  
**Between 1/1/2006 and 12/31/2006**

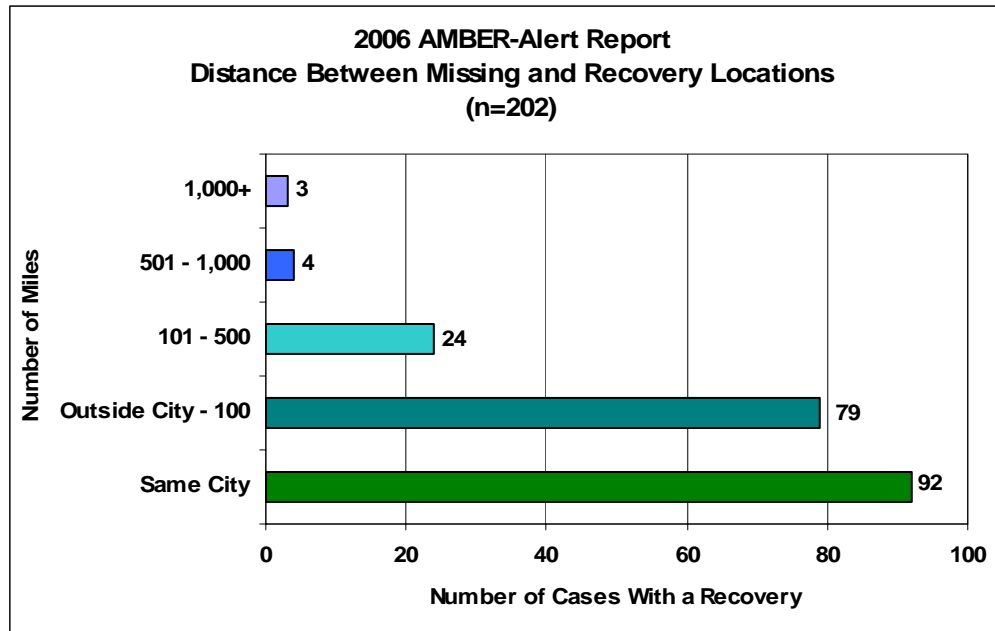
	<b>Cases</b>	<b>Children</b>
Number Intaked	261	316
Number Recovered in 72 Hours	207	253
Percent Recovered in 72 Hours	79%	80%

**RECOVERY AND TRAVEL DISTANCES**

In 2006, travel distances between where the child was reported missing and recovered were calculated for 202 AMBER-Alert cases.

In 92 cases the missing and recovery locations were in the same city; in 79 cases the distance between missing and recovery locations were outside the city but within 100 miles of each other; in 24 cases the distance between missing and recovery locations ranged between 101 miles and 500 miles; in 4 cases the distance between missing and recovery locations ranged between 501 miles and 1,000 miles; and in 3 cases travel distances were more than 1,000 miles.

**Figure 17**



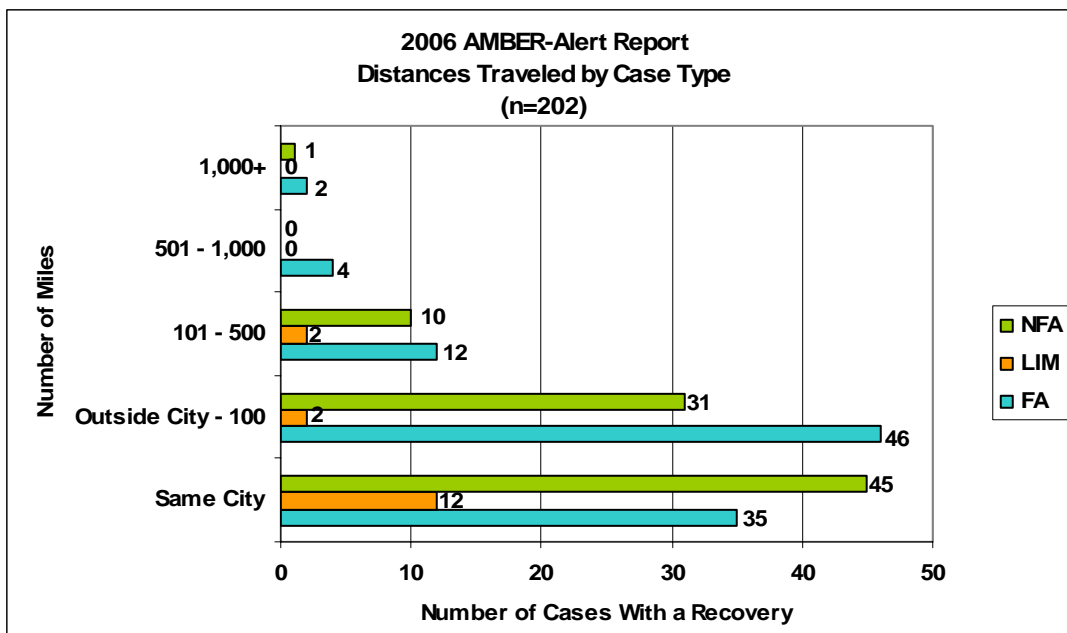
For the 2 cases intaked as ERUs in 2006, travel distances were not calculated because both cases were later determined to be unfounded.

There were 31 AMBER Alerts issued for LIM cases in 2006, and of those cases 12 were found in the same city. The children in 2 cases were found between 4.5 miles and 16.8 miles from where they were last seen. In 2 cases children were found 365.2 miles and 395.8 miles from where they were last seen. This distance could not be calculated for 15 cases.

Of the 113 AMBER Alerts issued for FA cases, children in 35 cases were found in the same city. In 46 cases travel distances ranged between 1.3 miles and 82.3 miles; in 12 cases the children involved were found between 123.6 miles and 410.6 miles from where they were last seen. In 4 cases travel distances ranged from 589.8 miles to 888.4 miles. In 2 cases travel distances exceeded 1,000 miles, 1 of which resulted in a child being found in Mexico. In 14 cases these distances could not be calculated.

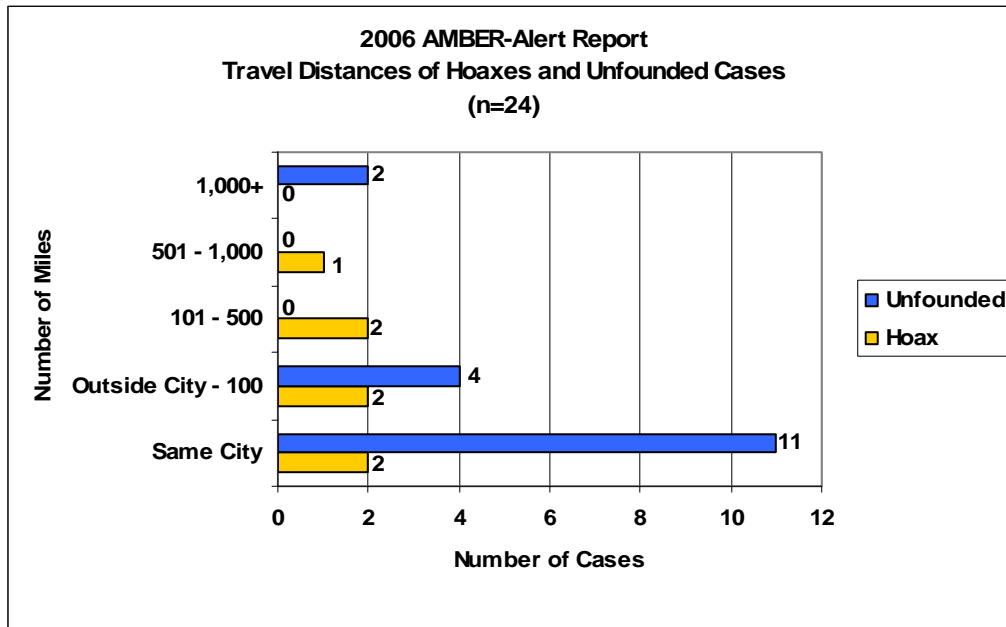
Of the 115 AMBER Alerts issued for NFA cases, the children involved in 45 cases were found in the same city. In 31 cases children were found between 1.6 miles and 74.1 miles from where they were last seen. In 10 cases children were found between 110 miles and 462.1 miles from where they were last seen. One (1) case involved a child who was found in Mexico, more than 1,000 miles from the missing location. The distance for 28 cases could not be calculated.

**Figure 18**



Twenty-seven (27) AMBER-Alert cases were determined to be unfounded; however, travel distances could be calculated in 17 cases. Ten (10) AMBER-Alert cases were determined to be hoaxes, with travel distances being calculated in 7 cases.

Figure 19



**MISSING LOCATIONS**

In 2006 children involved in 106 AMBER-Alert cases were last known to be at a single-family home when they were reported missing to law enforcement followed by 21 cases in which children were last known to be “on the street.”

**Table 8**  
**2006 AMBER-Alert Report**  
**Missing Locations**  
**Between 1/1/2006 and 12/31/2006**

Missing Location	Number of Cases	Percent
Amusement Park	1	<1%
Auto/Vehicle	3	1%
Bus Stop	2	1%
Government Facility	2	1%
Home - Apartment	15	6%
Home - Foster	5	2%
Home - Group Home	2	1%
Home - Single Family	106	41%
Home - Trailer	2	1%
Home - Other	2	1%
Hotel/Motel	2	1%
Medical - Hospital	6	2%
Outdoor - Open Area	3	1%
Park - Local	1	<1%



Parking - Business	1	<1%
Parking - Other	1	<1%
Restaurant - Fast Food	1	<1%
Restaurant - Sit Down	3	1%
Retail - Convenience Store	2	1%
Retail - Food Store	2	1%
Retail - Gas Station	3	1%
Retail - Shopping Center	2	1%
Retail - Other	1	<1%
School	8	3%
Street	21	8%
Unknown	64	25%
<b>Total</b>	<b>261</b>	<b>~100%</b>

### **RECOVERY LOCATIONS**

In 2006 children involved in AMBER-Alert cases were most often recovered in a single-family home (n=48), followed by recoveries in an auto/vehicle (n=36), and “on the street” (n=34).

**Table 9**  
**2006 AMBER-Alert Report**  
**Recovery Locations**  
**Between 1/1/2006 and 12/31/2006**

<b>Recovery Location</b>	<b>Number of Cases</b>	<b>Percent</b>
Auto/Vehicle	36	17%
Bus Stop	1	<1%
Government Facility	4	2%
Home - Apartment	19	9%
Home - Condo	1	<1%
Home - Single Family	48	22%
Home - Townhouse	2	1%
Home - Trailer	2	1%
Home - Other	4	2%
Hotel/Motel	8	4%
Lake	2	1%
Law-Enforcement Agency	18	8%
Medical - Hospital	1	<1%
Medical - Other	1	<1%
Outdoor - Open Area	10	5%
Park - Local	1	<1%
Parking - Business	3	1%
Parking - Other	1	<1%
Path/Trail/Woods	2	1%

Playground - School	1	<1%
Retail - Convenience Store	3	1%
Street	34	16%
Transportation - Airport	1	<1%
Transportation - Train Station	1	<1%
Truck Stop	1	<1%
Unknown	9	4%
<b>Total</b>	<b>214</b>	<b>~100%</b>

### INTERNATIONAL ABDUCTIONS

In 2006, 3 AMBER-Alert cases involving 4 children were international abductions. Two (2) children involved in 2 cases were recovered in Mexico, and 1 case involving 2 siblings had a recovery in Honduras. In addition to the 3 AMBER-Alert cases, 1 case involving 1 child who was found in Mexico was later determined to be unfounded.

**Table 10**  
**2006 AMBER-Alert Report**  
**International Abductions**  
**Between 1/1/2006 and 12/31/2006**

Activation Date	State	Case Type at Intake	Race/Sex of Child	Recovery Country	Time Between Activation and Recovery	Abductor Relationship to Child	Race/ Sex of Abductor
05/02/06	IN	FA	Hispanic Girl	Mexico	<72 Hours	Stepmother	White Female
06/11/06	CA	NFA	Hispanic Girl	Mexico	>72 Hours	Stepfather	Hispanic Male
08/11/06	CO	NFA	Hispanic Boy/ Hispanic Girl	Honduras	>72 Hours	Stepfather	Hispanic Male

### MOTIVES FOR ABDUCTIONS

Of the 261 AMBER Alerts issued in 2006, motives for AMBER-Alert abductions could be determined in 38% of cases (n=100).

Of the 261 AMBER Alerts there was no information about the motive for 62% of cases (n=161); 17% of cases (n=44) a family dispute was cited as the reason for the abduction; in 9% of cases (n=23) a domestic dispute led to the abduction; in 7% of cases (n=19) car theft was the reason for the abduction; in 4% of cases (n=10) the abduction was sexually motivated; in 1% of cases (n=3) ransom was the motive for abduction; and in less than 1% (n=1) Internet luring was the reason.

### SUCCESS STORIES

A successful AMBER-Alert recovery is a case in which a child is safely recovered as a **direct result** of the AMBER Alert being issued. A case is not considered a success if the investigation determines the case is unfounded or a hoax. Of the 261 AMBER-Alert cases in 2006, 69 children

involved in 53 AMBER-Alert cases were successfully recovered as a direct result of those respective AMBER Alerts being issued.

**Table 11**  
**2006 AMBER-Alert Report**  
**Success Stories**  
**Between 1/1/2006 and 12/31/2006**

Case Type at Intake	Number of Cases	Number of Cases With a Recovery*	Active Cases	Hoaxes	Unfounded Cases	Successful AMBER-Alert Recoveries by Case	Successful AMBER-Alert Recoveries by Child
ERU	2	0	0	0	2	0	0
FA	113	105	2	2	4	29	40
LIM	31	17	4	0	10	2	5
NFA	115	92	4	8	11	22	24
<b>Total</b>	<b>261</b>	<b>214</b>	<b>10</b>	<b>10</b>	<b>27</b>	<b>53</b>	<b>69</b>

\* Number of recovered cases does not include hoaxes, unfounded cases, or active cases.

The most common reason for an AMBER-Alert success story is an individual or law-enforcement official recognizing the vehicle from the Alert (40%, n=21), followed by the abductor hearing the Alert and returning the child or turning him- or herself in to authorities (28%, n=15).

**Table 12**  
**2006 AMBER-Alert Report**  
**Reasons for Success Stories**  
**Between 1/1/2006 and 12/31/2006**

Reasons for Success Stories	Number of Cases	Number of Cases (%)	Number of Children	Number of Children (%)
Individual or Law Enforcement Recognized Vehicle from Alert	21	40%	30	43%
Abductor Heard Alert and Returned Child and/or Turned Self In	15	28%	19	28%
Individual Knew of Abductor's/Child's Whereabouts and Notified Authorities	7	13%	9	13%
Individuals Provided Tips to Law Enforcement	4	8%	4	6%
Individual Recognized Child/Abductor from Alert and Contacted Authorities	3	6%	3	4%
Individual Convinced Abductor to Turn Him- or Herself In	2	4%	3	4%
Individual Recognized Abductor/Child from Alert and Contacted Authorities	1	2%	1	1%
<b>Total</b>	<b>53</b>	<b>~100%</b>	<b>69</b>	<b>~100%</b>

**Table 13**  
**2006 AMBER-Alert Report**  
**Time Between Activation and Successful Recovery**  
**Between 1/1/2006 and 12/31/2006**

	<b>Cases</b>	<b>Children</b>
Number of Successful Recoveries	53	69
Number Recovered in 72 Hours	53	69
Percent Recovered in 72 Hours	100%	100%

**CHILDREN RECOVERED DECEASED**

In 2006, 261 AMBER Alerts were issued involving 316 children, 9 of which were recovered deceased. At the time the AMBER-Alert cases were intaked, 1 was an FA, 3 were NFAs, and 5 were LIMs. One (1) case originally intaked as an NFA was later determined to be a hoax. In this case it was determined the child's mother and the mother's boyfriend were responsible for the child's death.

Four (4) boys ages 4 through 8 were found deceased whereas 5 girls ranging from ages 5 through 17 were found deceased. Seventy-eight percent (78%) of children recovered deceased were White and 22% were Black. Seventy-eight percent (78%) were recovered within 72 hours of the AMBER Alert being issued. In the 7 cases in which travel distance was available, all children were recovered within 25 miles of where they were last seen.

The 9 children recovered deceased in 2006 were reported missing from locations of a vehicle (n=1), a single-family home (n=3), a restaurant (n=1), a school (n=1), a street (n=2), and an unknown location (n=1). One (1) child was recovered in a vehicle, 1 child was recovered in an apartment, 1 child was located in a single-family home, and 6 children were recovered outdoors.

Five (5) children recovered deceased were victims of homicide, 1 death was ruled to be accidental, and the cause of death for 3 children remains undetermined. Four (4) male abductors and 1 female abductor were responsible for the 5 homicides.

**Table 14**  
**2006 AMBER-Alert Report**  
**Children Recovered Deceased**  
**Between 1/1/2006 and 12/31/2006**

Activation Date	Case Type at Intake	Race/Sex of Child	Age When Missing	Time Between Activation and Recovery	Distance Between Missing and Recovery Location	Reason for Death	Race/Sex of Abductor
02/24/06	LIM	White Boy	8	<72 Hours	Unknown	Undetermined	White Male
03/22/06	LIM	White Boy	5	<72 Hours	Unknown	Accidental	n/a
04/13/06	LIM	White Girl	10	<72 Hours	0.16 miles	Homicide	Unknown Male
06/13/06	FA	White Boy	4	<72 Hours	17.9 miles	Homicide	White Male
07/17/06	NFA	White Girl	5	>72 Hours	0.06 miles	Homicide	White Male
08/05/06	LIM	Black Girl	7	<72 Hours	14.2 miles	Undetermined	Unknown Male
08/28/06	LIM	White Girl	17	>72 Hours	8 miles	Undetermined	White Male
11/01/06	NFA	White Girl	16	<72 Hours	24.3 miles	Homicide	White Male
12/04/06	NFA	Black Boy	5	<72 Hours	0.7 miles	Homicide	Black Female

**ACTIVE CASES**

As of April 21, 2007, 10 cases remain active involving 11 children. At the time the AMBER-Alert cases were intaked, 2 children were FAs, 4 children were NFAs, 5 children were LIMs, and no children were ERUs. Ten (10) children involved in active cases were 3 years old and younger at the time of activation. The other child was 16 years old at the time of activation. Fifty-five percent (55%) were boys, and 45% were girls.

**Table 15**  
**2006 AMBER-Alert Report**  
**Active AMBER-Alert Cases**  
**Between 1/1/2006 and 12/31/2006**

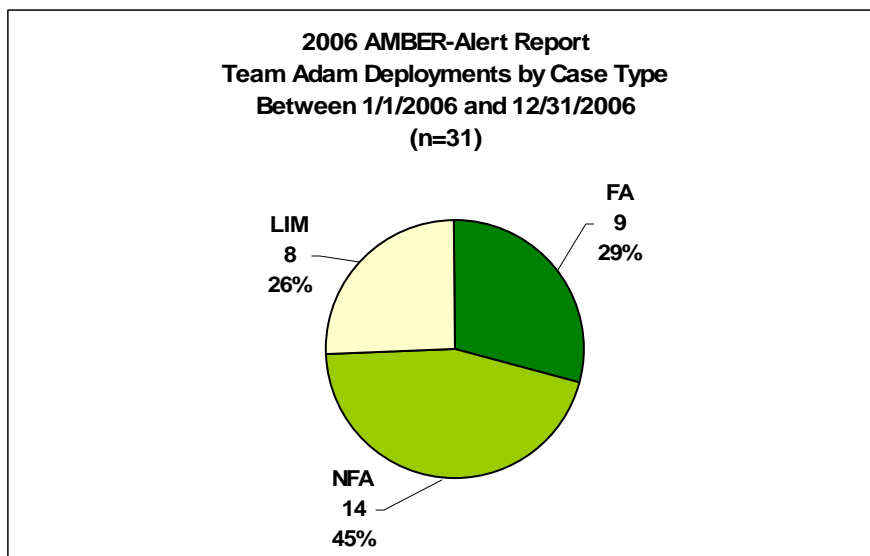
Activation Date	State	Case Type at Intake	Race/Sex of Child	Age When Missing	Missing From Location
04/07/06	TX	LIM	Black Boy	3	Single-Family Home
04/24/06	TN	LIM	Hispanic Girl	2	Apartment
05/22/06	ND	NFA	White Girl	3	Single-Family Home
06/22/06	TX	LIM	Hispanic Boy	2	Park - Local
08/01/06	TX	FA	Hispanic Girl	3	Single-Family Home
08/27/06	FL	NFA	Biracial Boy	2	Apartment
09/11/06	CA	NFA	Hispanic Girl	<1	Convenience Store
10/01/06	SC	FA	Hispanic Boy	2	Trailer
11/25/06	OH	LIM	White Girl/ White Boy	16/1	Apartment
12/01/06	FL	NFA	Hispanic Boy	<1	Street

## **TEAM ADAM CONSULTANT DEPLOYMENT**

Team Adam is an on-site response and support system that provides investigative and technical assistance to local law enforcement and support for families of missing and sexually exploited children. Team Adam was named in honor of 6-year-old Adam Walsh, the abducted and murdered son of NCMEC cofounders John and Revé Walsh.

In 2006 Team Adam Consultants were deployed to assist with 31 Amber-Alert cases. Twenty-four (24) of those cases were resolved, and 7 of those cases remain active. At intake the case breakdown included 9 FAs, 14 NFAs, and 8 LIMs.

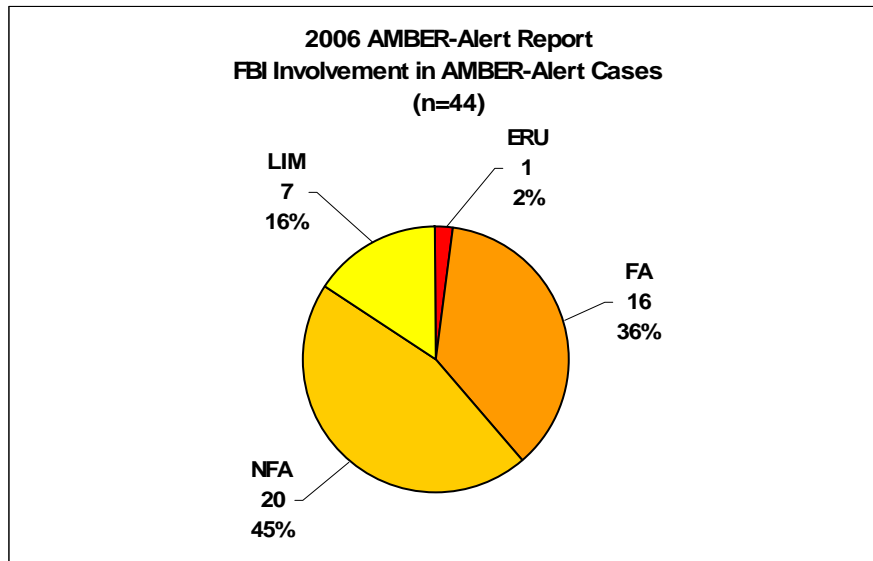
**Figure 20**



## **FBI INVOLVEMENT IN CASES**

In 2006 the Federal Bureau of Investigation (FBI) was involved in 44 AMBER-Alert cases. Of those cases 16 were FAs, 20 were NFAs, 7 were LIMs, and 1 was an ERU.

Figure 21



**NATIONAL CRIME INFORMATION CENTER**

The National Crime Information Center (NCIC) houses a set of databases law enforcement uses to document and query activity and information about missing persons. The Adam Walsh Child Protection and Safety Act of 2006 (Pub. L. No. 109-248) mandates NCIC entry must be made by law enforcement within 2 hours of receipt of a report of a missing or abducted child.

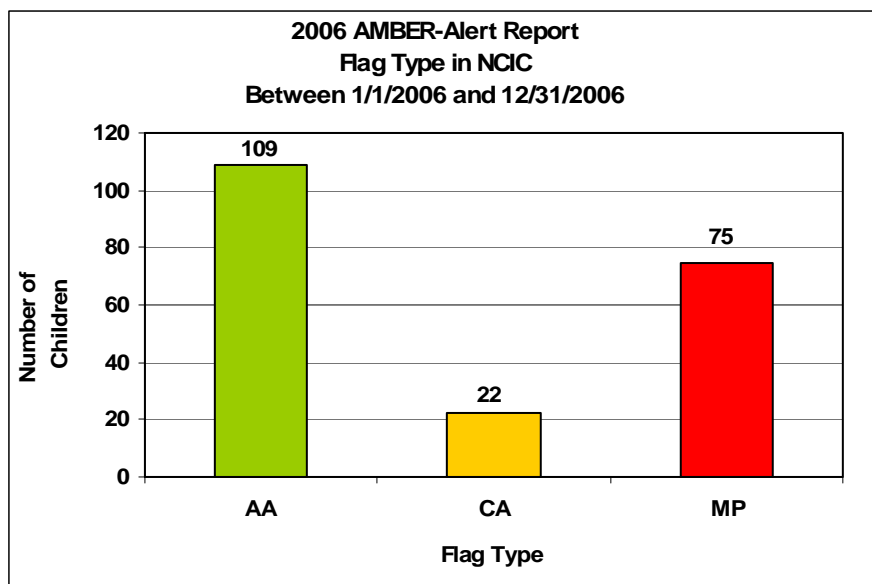
Of the 316 children involved in AMBER-Alert cases in 2006, it is known information about 215 children was entered into NCIC and information about 59 children was not entered into NCIC.

**Table 16**  
**2006 AMBER-Alert Report**  
**Information Entered in NCIC**  
**(n=316)**

	2006	2006 (%)
Information About Children Entered in NCIC	215	68%
Information About Children Not Entered in NCIC	59	19%
Unknown	42	13%
<b>Total</b>	<b>316</b>	<b>100%</b>

Of the information entered into NCIC between January 1, 2006, and December 31, 2006, regarding those 215 children 51%, (n=109) were flagged as AMBER Alerts (AA), 10% (n=22) were flagged as Child Abductions (CA), and 35% percent (n=75) were flagged as Missing Persons (MP). Four percent (4%, n=9) of flags were unknown.

**Figure 22**



NCMEC is the only agency outside of law enforcement granted permission to modify flags in NCIC to AA status for AMBER-Alert cases.

Between January 1, 2006, and December 31, 2006, 19 flags were changed from CA to AA, 14 of which were modified by NCMEC and 2 of which were modified by law enforcement. For 3 children it is unknown who modified the flag. Ten (10) flags were changed from MP to AA, 7 of which were changed by NCMEC, 1 was changed by law enforcement, and in 2 cases it is unknown who modified the record in NCIC.

In 2006 information about 49% (n=106) of children were predominantly entered in NCIC as Missing Person Endangered followed by Missing Person Involuntary at 22% (n=48) and Missing Person Juvenile at 18% (n=38).

**Table 17**  
**2006 AMBER-Alert Report**  
**Missing-Person Type in NCIC**  
**(n=215)**

NCIC Missing-Person Type	2006	2006 (%)
Endangered	106	49%
Involuntary	48	22%
Juvenile	38	18%
Unknown	6	3%
Involuntary - Caution Armed and Dangerous	3	1%
Involuntary - Caution	3	1%
Endangered Caution	3	1%
Disability	3	1%



Endangered - Caution Armed and Dangerous	2	1%
Juvenile - Medication Required	1	<1%
Juvenile - Caution	1	<1%
Endangered - Medication Required	1	<1%
Endangered - Caution Violent Tendencies	0	0%
Wanted - Juvenile Delinquent – Adjudged	0	0%
<b>Total</b>	<b>215</b>	<b>~100%</b>

Information about 67% of children (n=145) was removed from NCIC within 3 hours of being entered into NCIC.

**Table 18**  
**2006 AMBER-Alert Report**  
**Missing-Person Type in NCIC**  
**Between 1/1/2006 and 12/31/2006**

<b>Number of Hours</b>	<b>2006</b>	<b>2006 (%)</b>
Up to 1/2 Hour	54	25%
1/2+ - 1 Hour	27	13%
1+ Hour - 2 Hours	39	18%
2+ - 3 Hours	25	12%
3+ - 4 Hours	11	5%
4+ - 5 Hours	8	4%
5+ - 6 Hours	3	1%
6+ - 12 Hours	11	5%
12+ - 24 Hours	17	8%
24+ - 72 Hours	7	3%
72+ Hours	2	1%
Unknown	11	5%
<b>Total</b>	<b>215</b>	<b>100%</b>

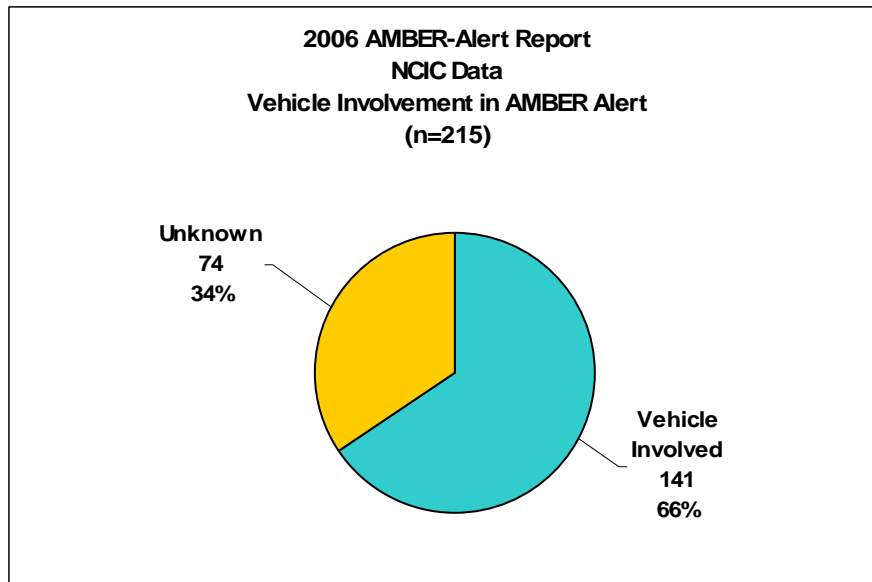
Data collected from the miscellaneous field in NCIC captured information such as abductor threats and use of weapons for 36 children involved in the AMBER Alerts issued in 2006. Twenty (20) abductors were armed with a weapon, 7 abductors had a history of drug and/or alcohol abuse, 2 abductors were mentally ill, 2 abductors were sex offenders, 2 abductors were suspects in a homicide, 2 abductors threatened to kill self and child, and 1 abductor took the children from the scene of a homicide.

**Table 19**  
**2006 AMBER-Alert Report**  
**Threats Entered in NCIC Miscellaneous Field**  
**Between 1/1/2006 and 12/31/2006**

Information Entered in NCIC Miscellaneous Field	Number
Abductor Armed With a Weapon	20
Abductor History of Drug and/or Alcohol Abuse	7
Abductor is Mentally Ill	2
Abductor is Sex Offender	2
Abductor is Suspect in Homicide	2
Abductor Threatened to Kill Self and Child	2
Abductor Took Child from Scene of Homicide	1
<b>Total</b>	<b>36</b>

Sixty-six percent (66%, n=141) of NCIC entries indicated a vehicle was involved in the AMBER Alert. For 34% (n=74) of NCIC records it is unknown whether a vehicle was involved.

**Figure 23**



In order for vehicle data to be entered into the NCIC vehicle field, the license-plate number on the vehicle must be available to law enforcement. Of the 141 NCIC records indicating a vehicle was involved in an AMBER Alert, 77% (n=109) of NCIC records documented the license-plate number on the vehicle in either the miscellaneous field, the NCIC vehicle field, or both fields. Of those 109 records, 99% (n=108) license-plate information was entered into the NCIC vehicle field. One percent (1%, n=1) of records with license-plate information available was entered into the miscellaneous field.

In 2006, 9 children for whom an AMBER Alert was issued were found deceased. Of those 9 children, information about 1 was not entered into NCIC and information about 8 were entered

into NCIC. Of the 8 children whose information was entered into NCIC, 6 were flagged as AA, 1 was flagged as MP, and for 1 child the flag type is unknown.

**COMPARISON BETWEEN 2005 AND 2006 AMBER ALERTS**

In 2005, 275 AMBER Alerts were issued involving 338 children. Two hundred twenty (220) cases were resolved, 49 of which were determined to be successful recoveries. As of April 21, 2007, 2 cases involving 3 children still remain active.

In 2006 there was a decrease in the number of AMBER Alerts issued, with 261 Alerts involving 316 children. In 214 cases a child was recovered, involving 53 cases in which children were successfully recovered as a direct result of the AMBER Alert being issued. Ten (10) cases involving 11 children are still active.

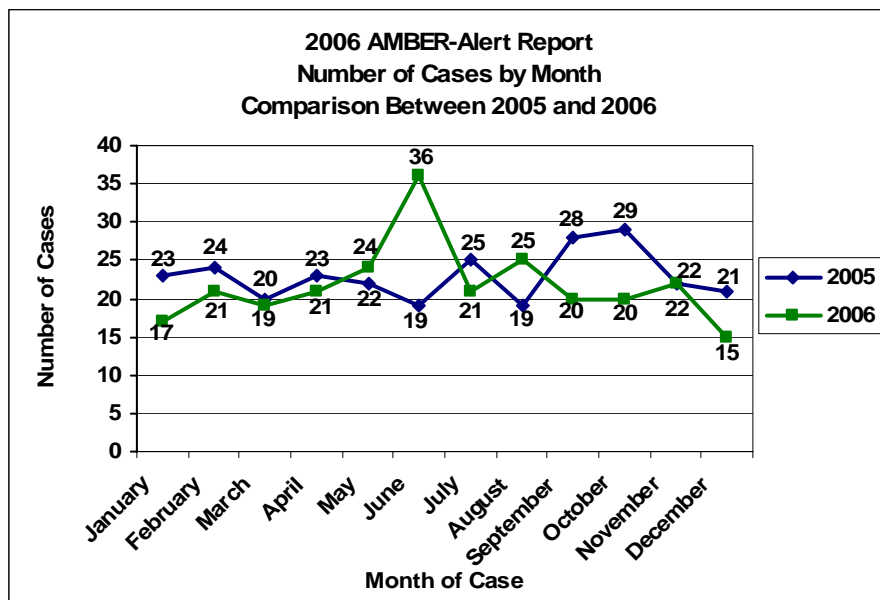
**Range of AMBER Alerts**

In 2005 AMBER Alerts were predominantly issued on a statewide level at 47% (n=130), followed by 43% (n=119) of regional activations, and 6% (n=16) of local activations. As in 2005, AMBER Alerts in 2006 were mostly issued on a statewide level at 56% (n=147). Thirty-seven percent (37%, n=96) of AMBER Alerts were issued regionally, and 3% (n=8) of AMBER Alerts were issued locally.

**Number of Cases by Month**

In 2005 the number of AMBER Alerts issued by month ranged from a low of 19 Alerts in June and August to a high of 29 Alerts in October. AMBER Alerts issued in 2006 demonstrated a wider range with a low of 15 Alerts in December and a high of 36 Alerts in June.

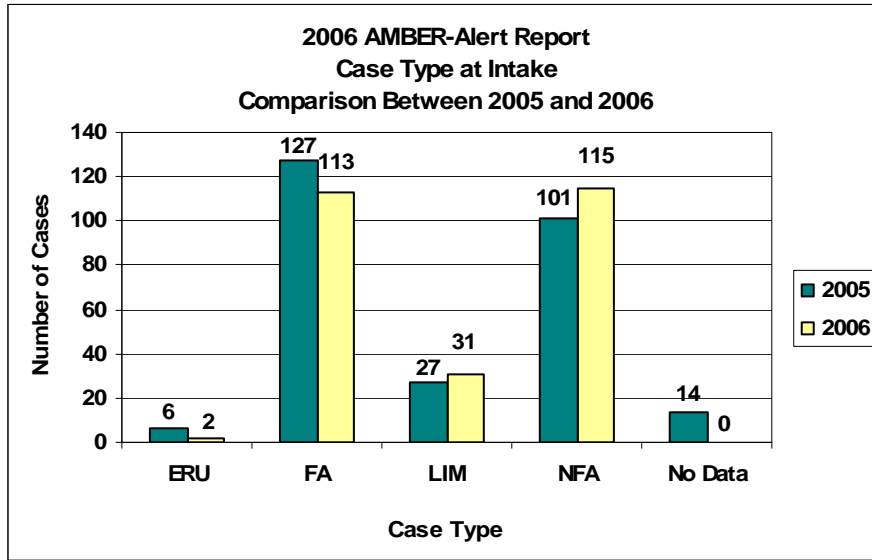
Figure 24



### Case Type at Intake

In 2005 FAs were the predominant case type issued for AMBER Alerts with 127 cases, followed by 101 NFAs. In 2006 FAs and NFAs were issued almost in equal numbers – 113 cases and 115 cases respectively. For ERUs there was a decrease from 2005 to 2006, with 6 Alerts and 2 Alerts issued respectively. LIMs remained at similar levels in 2005 (27 Alerts) and 2006 (31 Alerts).

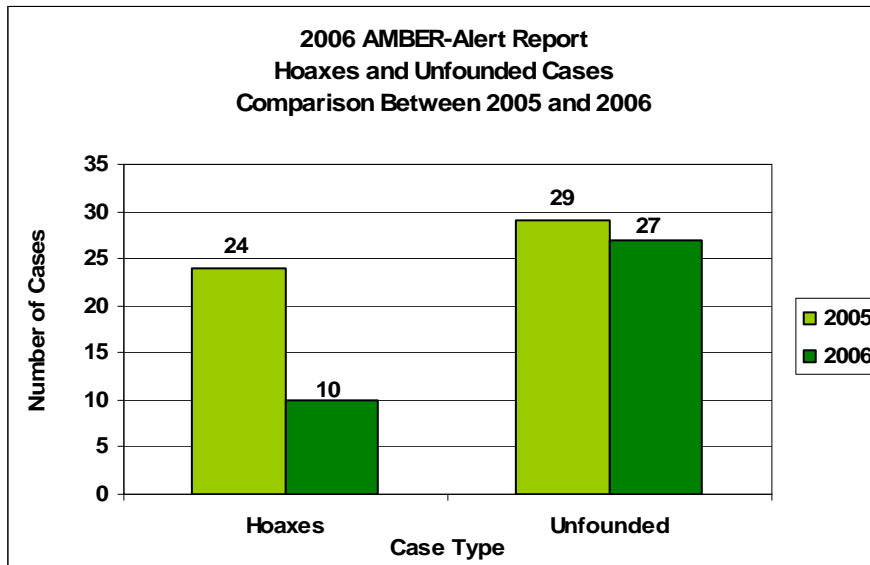
Figure 25



### Hoaxes and Unfounded Cases

In 2005, 9% of cases (n=24) were identified as hoaxes and 11% of cases (n=29) were identified as unfounded. In 2006 there was a decrease of hoaxes, at 4% (n=10), whereas the number of unfounded cases remained similar to 2005 levels at 10% (n=27).

Figure 26



**Number and Characteristics of Missing Children**

AMBER Alerts issued for boys and girls remained at similar levels in 2005 and 2006. In 2005 girls made up 55% of children involved in AMBER Alerts and boys represented 45%; in 2006 girls represented 57% and boys 43%.

Compared to AMBER Alerts in 2005, there was a decrease of AMBER Alerts issued for American Indian, Biracial, White, and Hispanic children in 2006. In 2005 and 2006 the same number of Alerts (n=164) was issued for minority children.

Figure 27

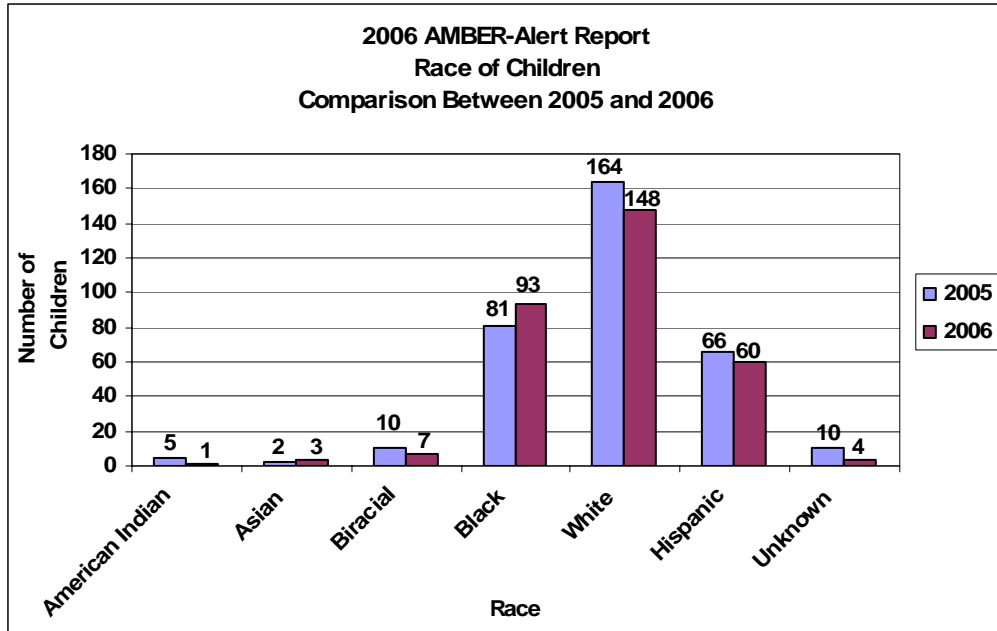
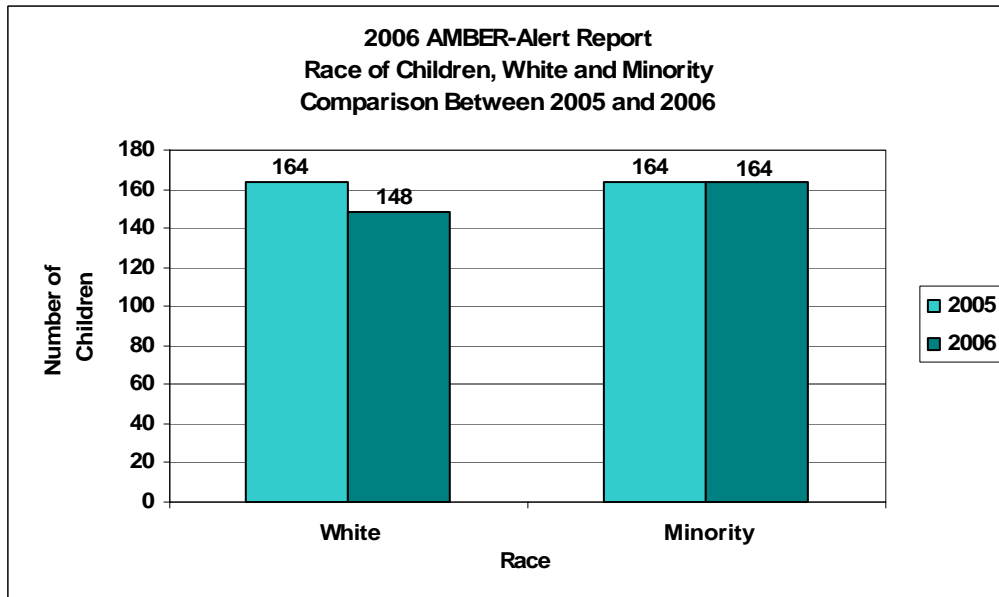


Figure 28



### **Children Recovered Deceased**

In 2005, 13 children who were involved in AMBER Alerts were recovered deceased. Forty-six percent (46%) of the children were LIMs, 38% of children were NFAs, and 15% of children were FAs. In 2006, 9 children were recovered deceased, fewer than in 2005. Fifty-six percent (56%) were LIMs, 33% were NFAs, and 11% were FAs. In 2005 and 2006 LIMs still remain the predominant case type for children who are recovered deceased in AMBER-Alert cases.

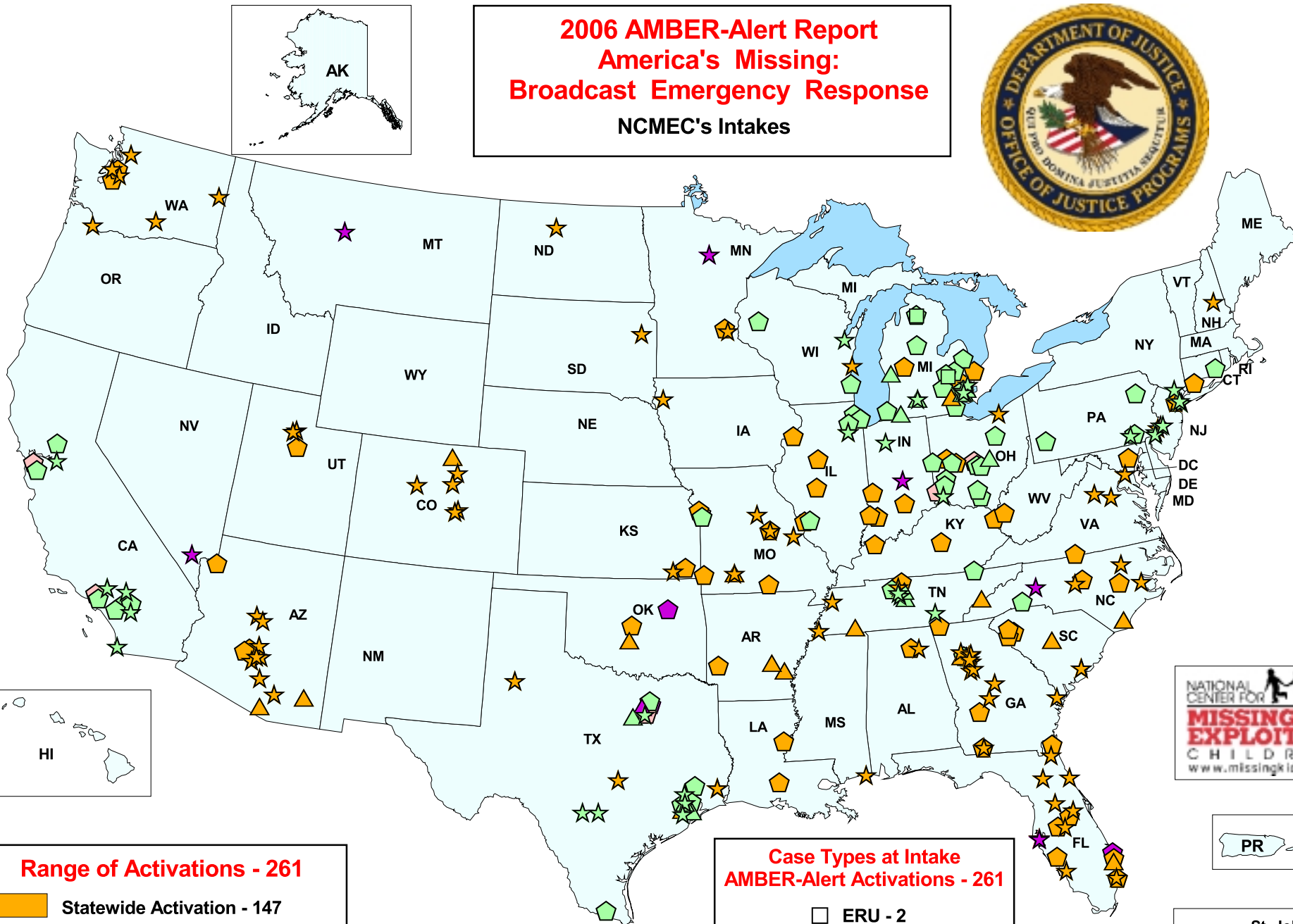
### **NCIC**

In 2005 information about 69% (n=233) of children involved in AMBER Alerts was entered into NCIC. In 2006 similar rates of entry were shown with 68% of children (n=215) having information entered into NCIC. The AA flag was the predominant flag type for both 2005 and 2006, with 120 and 109 respectively.

### **International Abductions**

In 2005, 4 children were found in Mexico and 1 child was found in the Republic of Lebanon. In 2006, of 3 cases determined to be founded, 2 children were recovered in Mexico and 2 children were recovered in Honduras.

# 2006 AMBER-Alert Report America's Missing: Broadcast Emergency Response NCMEC's Intakes



### Range of Activations - 261

- Statewide Activation - 147
- Regional Activation - 96
- Local Activation - 8
- Unknown Activation Range - 10

### Case Types at Intake AMBER-Alert Activations - 261

- ERU - 2
- FA - 113
- LIM - 31
- NFA - 115

Source  
Special Analysis Unit  
Case Analysis and Support Division  
National Center for Missing & Exploited Children, Alexandria, VA, and  
Environmental Systems Research Institute, Inc. (ESRI), Redlands, CA  
Mapping software donated to NCMEC by ESRI  
May 31, 2007

